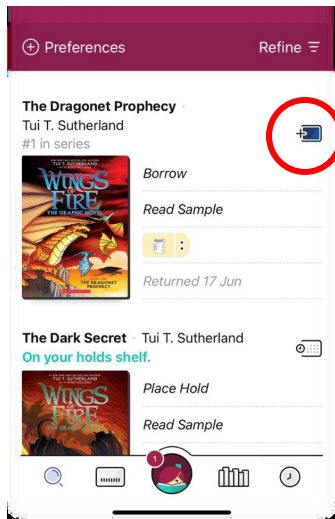
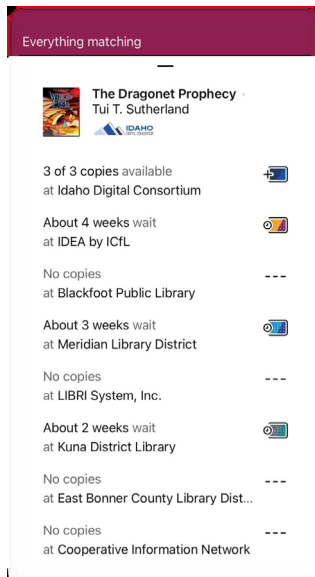


2. Once you've found the book you want tap the library card icon by the book's title.



3. You will see a list showing which libraries have copies available. It will also show wait times for libraries where you can put the books on hold. Tap the library card icon next to the library you want to borrow the book from.




Meet Libby.
Your one-tap digital reading app.




How to add *your* library on Libby

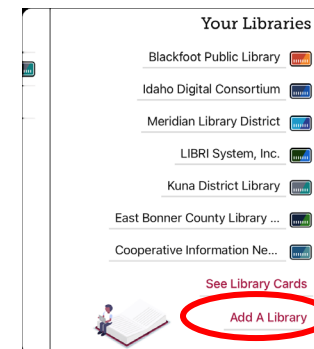
1. Open the Libby App, if you do not have the Libby App you will need to download it from your app store



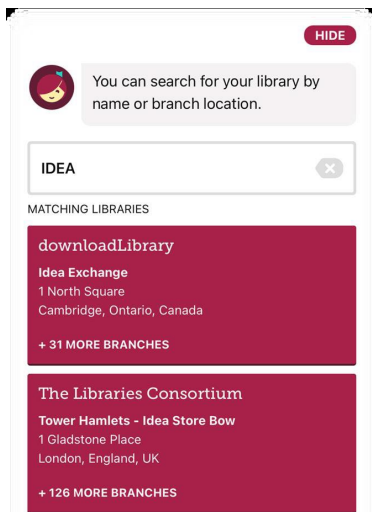
2. Select the Libby menu icon at the bottom of your screen



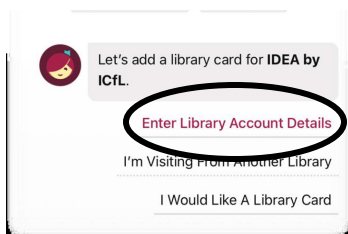
3. Select "Add a Library" under the heading "Your Libraries"



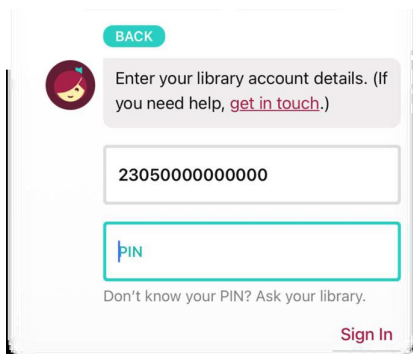
4. Search for your library you wish to add. **Idaho Digital Consortium**->**Lemhi County District** is your "HOME" library.



5. When Libby prompts you to add a library card for **your** library select.



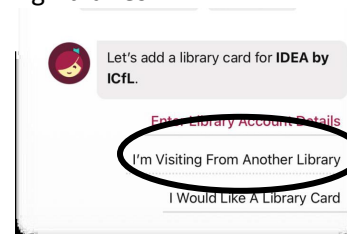
6. Add your library card number, followed by your pin



7. Repeat the same process for the below partner libraries:

- IDEA by ICfL
- Blackfoot Public Library
- Meridian Library District
- LIBRI System, Inc,
- Kuna District Library
- East Bonner County Library District
- CIN – Cooperative Information Network
- LYNX Library Consortium

When adding the above libraries be sure and select the second option, *I'm Visiting From Another Library* when ADDING partnering libraries.



Searching for a book with multiple libraries

1. In order to search for books across multiple libraries first begin by searching for the book you want.

